

2014 Report Card

Kentucky

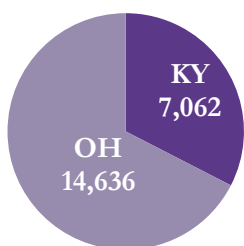


15 Year Anniversary

Every Child Succeeds (ECS) provides comprehensive home visiting services for at-risk first-time mothers and their children to optimize child health and development. Our service area includes Butler, Clermont, and Hamilton counties in Ohio, and Boone, Campbell, Grant, and Kenton counties in Northern Kentucky. Professional home visitors work closely with new mothers to develop parenting skills, to improve maternal and child health, to create stimulating and nurturing home environments, and to link families with other community supports. ECS affects positive outcomes through (1) enrollment prenatally or early in the child's life, (2) engagement of mothers as they are forming their roles as parents, (3) strengthening individual and family protective factors and mitigating risk factors to promote normative development and healthy growth, (4) frequent contact between home visitors and families, and (5) extended program duration (up to 3 years) to ensure that home visitors are present during developmental transitions in which new needs of children and families emerge.

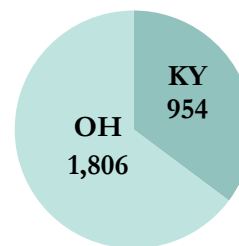
Families Served

15 Years



21,698 families were served between 1999- FY 2014
 52% of women served in Ohio enrolled prenatally
 70% of women served in Kentucky enrolled prenatally

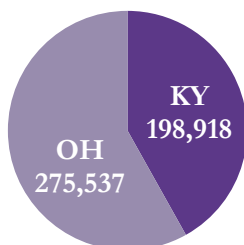
FY 2014



2,760 families were served in FY 2014
 60% of women served in Ohio enrolled prenatally
 79% of women served in Kentucky enrolled prenatally

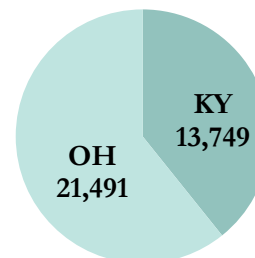
Home Visits

15 Years



474,455 home visits completed 1999- FY 2014

FY 2014



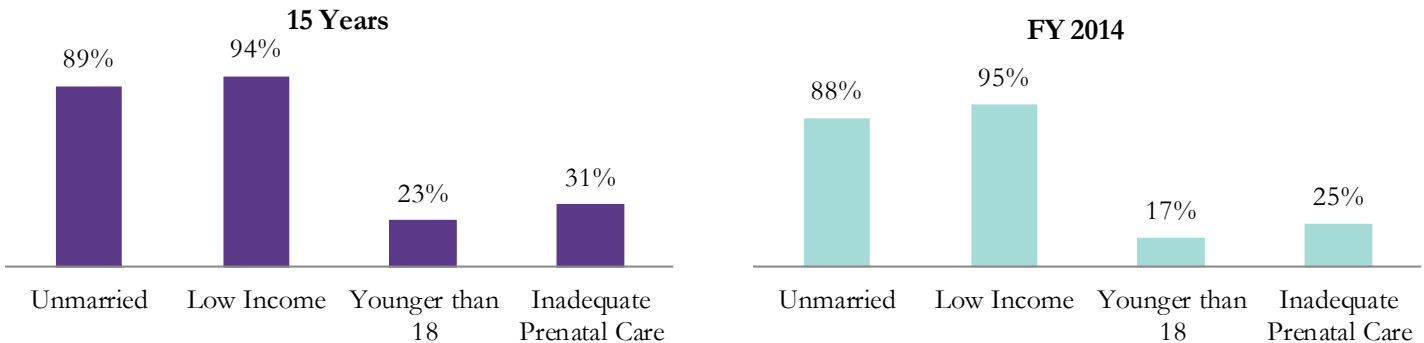
35,240 home visits completed in FY 2014

** Service eliminated, allowing ECS to focus on its prevention mission*




Family Characteristics

Risk Factors



Race/Ethnicity



Child Health



90% of infants are born weighing at least 2,500 grams—a healthy birth weight



91% of infants reach 37 weeks or more gestational age at birth



92% of children receive at least 3 of the 5 well child visits expected by 6 months of age



84% of children receive required immunizations by 2 years of age



95% of children have an identified medical home



4.7 per 1,000 live births is the infant mortality rate of families enrolled in ECS. All races had equivalent rates of infant mortality.

ECS ¹	City Of Cincinnati ²	Hamilton County ²	Ohio ³	Kentucky ⁴	National ⁴
4.7	9.9	8.9	7.6	6.3	6.1

¹“Intensive Home Visiting Is Associated with Decreased Risk of Infant Death,” Pediatrics, Donovan et al., 2007


² Hamilton County Public Health, 2013


³ Ohio Department of Health, 2012


⁴ 2011 statistics, National Center for Health Statistics National Vital Statistics Reports, Vol. 63, No. 3


Note: Clients were defined as those families who received a home visit during the 2014 Fiscal Year (July 1, 2013 – June 30, 2014) and met the ECS eligibility criteria; data are provisional and current as of November 2014

Maternal Health

 Among mothers who enrolled during pregnancy and who remained active in ECS at delivery, 89% reported receiving more than 10 prenatal care visits; 79% of mothers initiated prenatal care in the 1st trimester.

 77% of mothers initiated breastfeeding
49% of mothers reported breastfeeding for at least 1 month

 9% of mothers quit smoking during the program

 89% of mothers are able to cope effectively with the stress of parenting
45% of parents exhibited clinically significant levels of depressive symptoms
70% of mothers with major depressive disorder recover following individualized treatment in the home through the ECS, Moving Beyond Depression program.

Child Development

Percentage of children on-target developmentally:



98% Gross Motor skills

99% Personal & Social Skills

99% Fine Motor skills

97% Problem Solving Skills

97% Communication skills



59% of children 2-3 years of age received at least one school readiness home visit

83% of children who graduated from ECS had a plan to send their children to a quality preschool

Home Environment & Social Supports



3-months of age: 46% of ECS children had highly stimulating and nurturing environments
15-months of age: 78% of ECS children had highly stimulating and nurturing environments



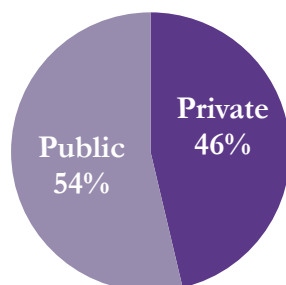
98% of mothers report healthy levels of social support

Increase in social support: 68% of mothers who had low social supports at enrollment with ECS significantly increased their support by the time the child was 9-months of age.

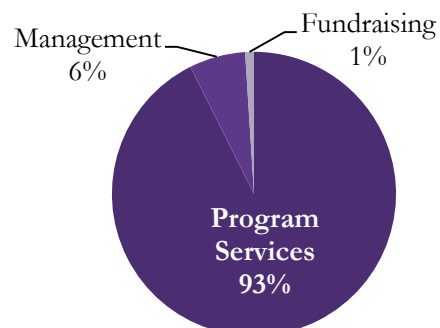
Financial Highlights

Sources of Funds

Strong Public/Private Partnership



Low Administrative Costs



Addendum

Every Child Succeeds Board of Directors 2015

Miguel	Aleman	Director, Research & Development, Procter & Gamble Co.	Procter & Gamble
Lee	Carter		Community Volunteer
Mary Ellen	Cody		Community Volunteer
Ruby	Crawford-Hemphill (ECS Secretary)	Asst. Chief Nursing Officer - Patient Care Services Nursing Admin.	University Hospital
Verline	Dotson	Director - Head Start	Cincinnati Hamilton County Community Action Agency
Michael	Fisher (ECS Vice Chair)	President & CEO	CCHMC
Jill	Frondorf	Vice President	Fifth Third Bancorp
Daniel	Gahl		Community Volunteer
Chris	Goddard	Chief Executive Officer	Healthpoint Family Care
James	Greenberg	MD, Professor of Pediatrics, Director Division of Neonatology, Co- Director Perinatal Institute	CCHMC
Diane	Hagenbuch	Senior Vice President, Corporate Relations and Communications	Ohio National Financial Services
Connie	Harrison	Manager, ECS	Beech Acres
E. Paul	Hitter, Jr.	CFO & Senior Vice President	Messer Construction
Michael	Kremzar		Community Volunteer
Patrick	Lockwood-Taylor	Vice President, Personal Health Care	Procter & Gamble
Jill	McGruder (ECS Treasurer)	President & CEO	IFS Financial Services
John	Pepper		
Robert	Reifsnnyder (ECS Vice Chair)	President	UWGC
Gwen	Robinson (ECS Vice Chair)	President & CEO	Cincinnati Hamilton County Community Action Agency
Digi	Schueler		Community Volunteer
Vivian	Schwab		Community Volunteer
Jim	Spurlino (Board Chair)	President	Spurlino Materials
Tait	Pastor Ennis	Pastor	Church of The Living God
Judith	Van Ginkel, Ph.D.	President, Every Child Succeeds	CCHMC
Deborah	Vargo (First Vice Chair)	Global R&D Director, Personal Health Care	Procter & Gamble
Rachel	Votruba		Community Volunteer
Yvonne	Washington	Executive Vice President & Chief Operating Officer	UWGC
Tammy	Weidinger	President/CEO	Brighton Center, Inc.

Addendum

Every Child Succeeds Financial Information Year Ended June 30, 2014

Total Income **\$8,496,615**

Statement of Functional Expenses

	Program Services Home Visiting	Management & General	Fundraising	Total
Home Visits and Referrals	\$5,811,633	\$ -	\$ -	\$5,811,633
Salaries	830,150	261,460	57,334	1,148,944
Benefits	195,581	78,932	16,627	291,140
Purchased services	440,687	31,702	-	472,389
Training expense	78,407	220	-	78,627
Goods provided to clients	129,611	-	-	129,611
Other expense	125,824	30,882	832	157,538
Conference and travel expense	39,015	2,165	-	41,180
Facility expense	11,554	19,662	-	31,216
Tax expense	-	2,776	-	2,776
Depreciation expense	-	1,193	-	1,193
	\$7,662,462	\$428,992	\$74,793	\$8,166,247

Net Assets **\$3,534,566**